




36190



Colony Rocker Box Acorn Nut Kits for Shovelheads


Fits all models from 66-84.

36151 Complete kit

Rocker Box Mounting Kit

Fits all models from 66-84.

36190 Complete kit



Colony Rocker Box Cap Nut Set

Custom cap nut set for the rocker boxes on all Shovelhead motors 66-84.

36111 Complete set



Chrome Rocker Arm Shaft Plug Sets

Fits the rockershafts on Sportster models from 71-85 and Big Twins from 71-84.


36188 Set of 4



Rocker Shaft End Plug and Nut Kits

Original style rocker shaft end plug and nut kit for two heads. Available with chrome or cadmium finish. Fits Sportster models 71-85 and Big Twin models 71-84.


500450 Chrome



Complete Rocker Box Hardware Kit

Full 32 piece rocker box mounting kit contains everything needed to install two rocker boxes. Fits all Evolution Big Twin and Sportster lower rocker boxes.

94053 Complete Evo rocker box hardware kit.



Rocker Box Stud Kit for Shovelhead Engines

This high-quality American-made kit contains 8 long studs, 2 short studs and 1 motor mount stud. The extra short stud provided replaces one of the long studs on late-model Shovelheads.

28455 Replaces OEMs 17506-66, 17508-66 and 16864-48



Colony Knucklehead Look-Alike Rocker Plug Sets

Sold in sets of four.

36065 Fits Sportster models 71-85; Shovelheads 71-84

36064 Fits Sportster models 57-70; Shovelheads 66-70




Colony Chrome Rockershaft Cap Nut Kit

Replace the 'Red-Dot' nuts on the left-side of the rockershafts of all 66-84 Shovelheads and 57-85 Sportster models.

36119 Set of 4



Front



Back

FEULING

Feuling Cam Support Plates For Twin Cam Models

- Increases engine oil flow and volume by enlarging critical oil passages and the oil pump reservoirs. The cam plate is blue printed and matched to the Feuling oil pump which allows the engine to take full advantage of the increased volume from the Feuling oil pump
- Made from 7075 billet aluminum and hard anodized which increases the strength and hardness of the camplate, holds tighter tolerances under temperature and eliminates the pinion shaft bushing
- Increased oil flow to pinion shaft and connecting rod bearings
- Tighter cam bearing bore tolerance for improved press fit
- Pressure relief valve and spring are designed for increased volume and pressure, eliminating the need to stretch the spring or use a shim
- Decreases engine temperature by 20 degrees
- When matched with the Feuling Race Pump rear wheel power gains of three horsepower and four ft/lbs of torque are achieved
- For use ONLY with the Feuling oil pumps
- Includes bearing retainer plate and hardware
- Bolts into stock location

622151 Fits Twin Cam 88 engines with gear drive cams (except 2006 Dyna Glide models) from 99-06

622152 Fits Twin Cam 88 engines with chain drive cams (except 2006 Dyna Glide models) from 99-06

622153 Fits 06 Dyna Glide models, and all 07-14 Big Twin models



APPAREL



SEATS & TOURING



FOOT CONTROLS



HAND CONTROLS



LIGHTING



ELECTRICAL



EXHAUST



INTAKE



ENGINE



GASKETS



TRANNY & CLUTCH



DRIVELINE



WHEELS, TIRES & BRAKES



FRAMES



FORKS & SHOCKS



SHEETMETAL



INSTRUMENTS & GAUGES



LUBRICANTS & CHEMICALS



TOOLS & EQUIPMENT



LAST MINUTE